

# DRAW: Toshiko the paintbrush thief!



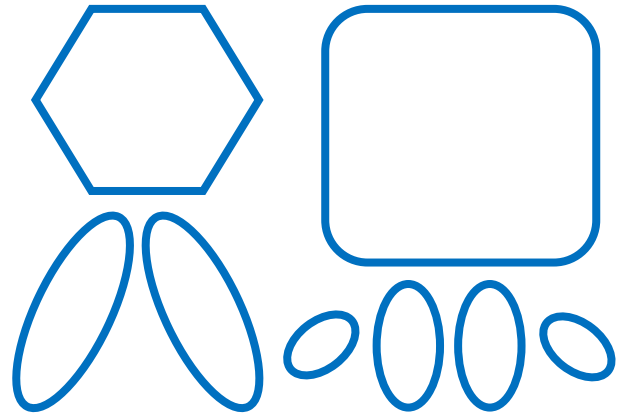
Toshiko is a fluffy lop-eared rabbit who loves to eat bananas and paintbrushes. Follow the steps to create your own rabbit!

You will need:


- A pencil / pen
- Paper
- Colouring pencils

These are the shapes we will need.

Why not practise drawing them first?




Use a pencil to gently sketch the shapes again. This time, arrange them like this.




Start to draw in the outline of the bunny using the shapes to help you.

Draw the letter 'Y' to give her a nose and add two eyes.

I like to use a pen for this bit.



When you are happy with your rabbit, colour her in!



To make your rabbit fluffy, use short lines. You might want to practise making 'flicky' lines like these on a separate piece of paper.